

Scaled data based on original data using
LM-79-08 Approved Method: Electrical and Photometric Measurements of Solid-
State Lighting Products

Test Report Prepared for
Cooper Lighting Solutions
(formerly Eaton)

Brand: STREETWORKS

Report Number: P232759

Luminaire Tested: **CST-6-3-D-U-T5N-7030**

Issue Date: 3/3/2020

Test Information

Test Method: LM-79-08
Report Number: P232759
TEST IS SCALED FROM IESNA LM-79-08 TEST DATA (G2-1707-171-22)
Test Lab: INNOVATION CENTER(G2)
Issue Date: 3/3/2020
Manufacturer: COOPER LIGHTING SOLUTIONS (FORMERLY EATON)
Product Line: STREETWORKS
Catalog Number: CST-6-3-D-U-T5N-7030
Description: CELESTEON HIGH MAST LUMINAIRE
(6) 70 CRI, 3000K LEDS AND TYPE V NARROW OPTICS
Light Source: -
Ballast/Driver: ELECTRONIC DRIVER

Summary

Lumens per Lamp: N/A
Luminaire Lumens: 33596 lumens
Efficiency: N/A
Efficacy: 143.6 lumens/watt
Luminous Opening: Circular (Dia: 2.08' x H: 0')
IES Classification: Type V - Short - Full Cutoff
BUG Rating: B5 - U0 - G3

Input Watts (W): 234
Input Voltage (V): NR
Input Current (Ain): NR
Voltage Rise (V): NR
Power Factor: NR
Total Harmonic Distortion (THDi): NR
Frequency (hertz): 60
Stabilization Time: NR
Operation Time: NR
Ambient Temperature (°C): NR
Test Distance: 28.75 FT

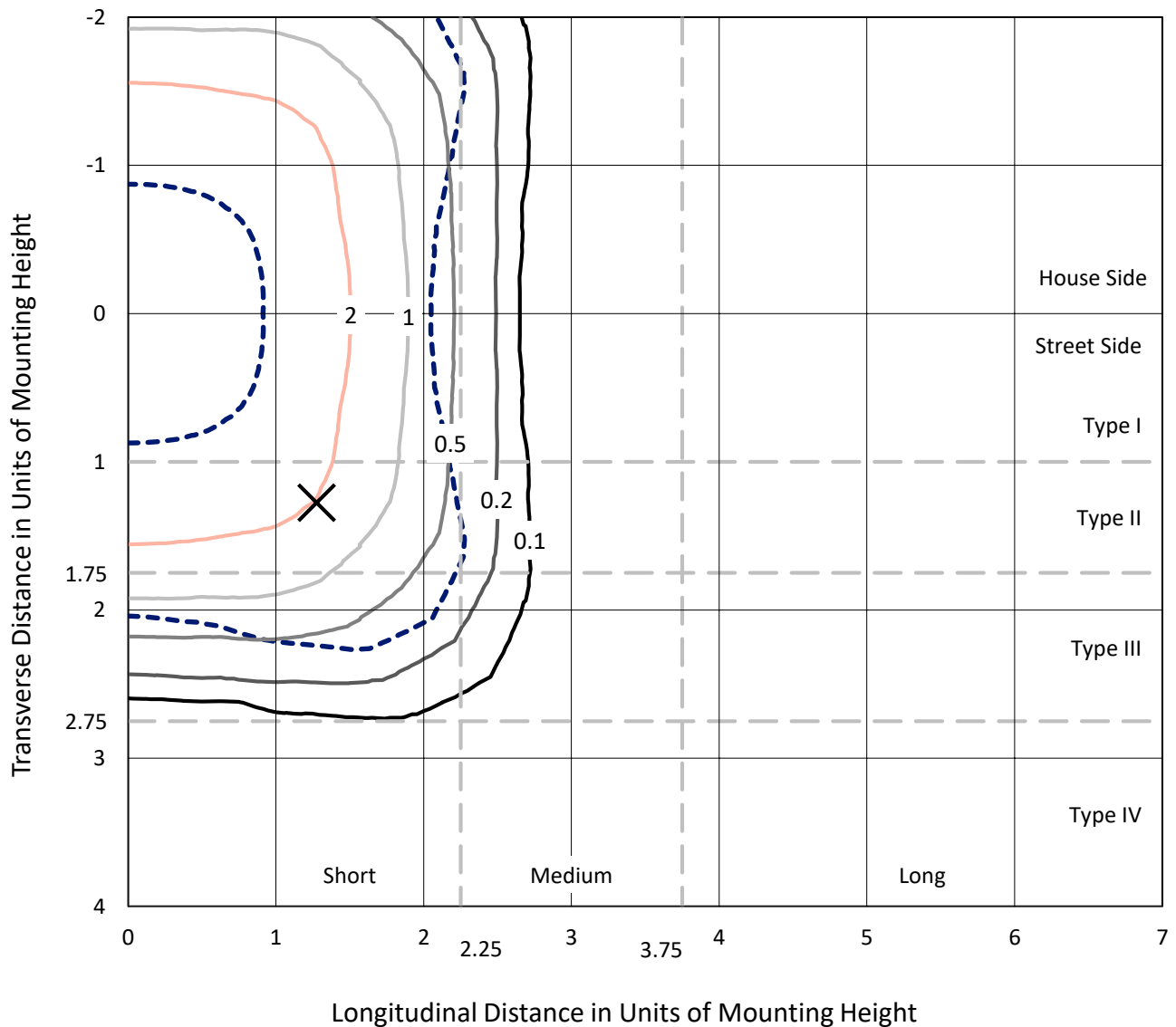


REPORT NUMBER: P232759

CATALOG NUMBER: CST-6-3-D-U-T5N-7030

Iso-Footcandle Lines of Horizontal Illumination

✕ Max cd
 - - - 1/2 Max cd

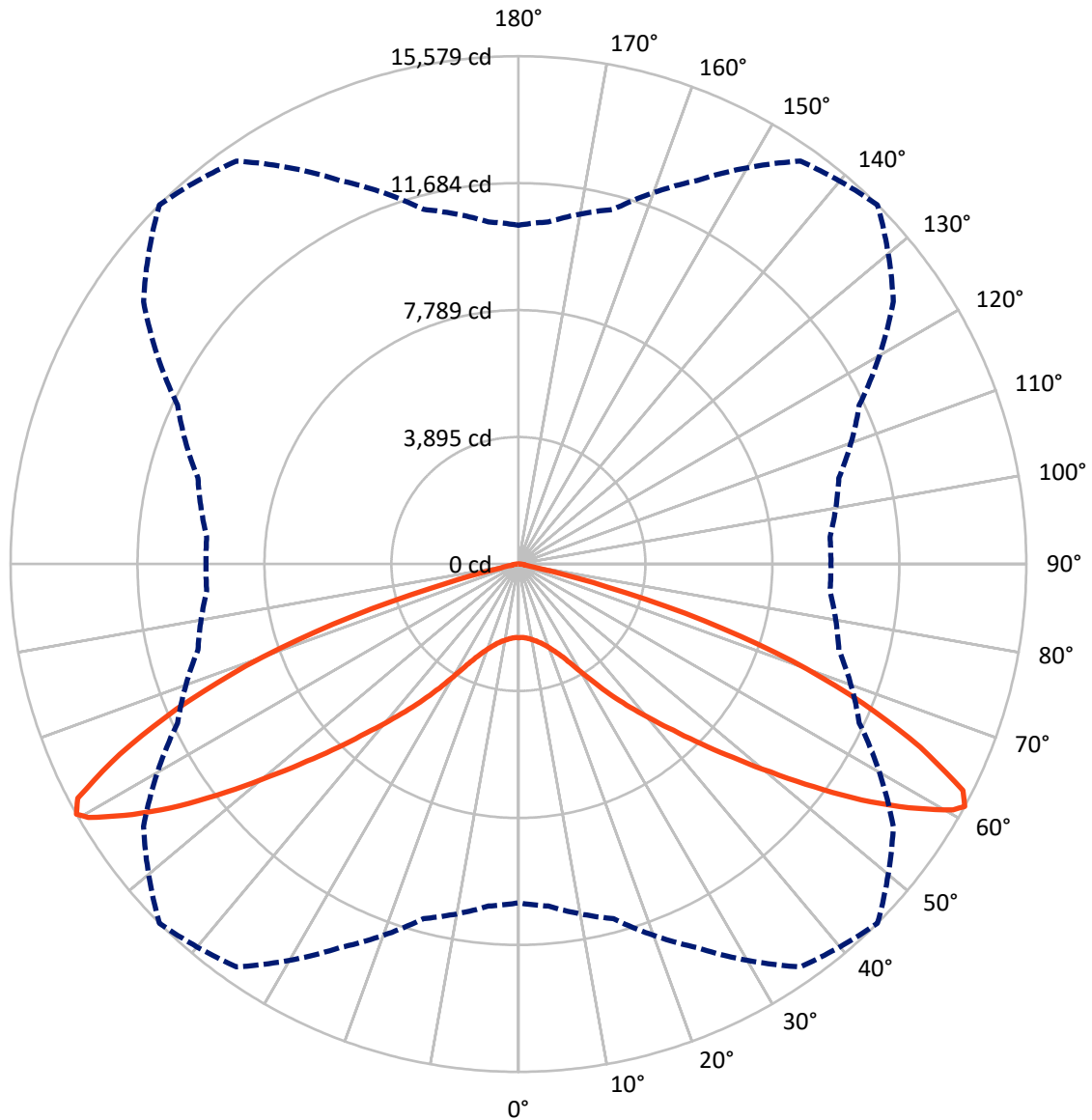


Based on 30 foot mounting height. Maximum calculated value = 3.7 fc
 Type V - Short - Full Cutoff

REPORT NUMBER: P232759

CATALOG NUMBER: CST-6-3-D-U-T5N-7030

Luminous Intensity Polar Plot



— Vertical Plane Through 45-Deg Lateral - - - Horizontal Cone Through 61-Deg Vertical

REPORT NUMBER: P232759

CATALOG NUMBER: CST-6-3-D-U-T5N-7030

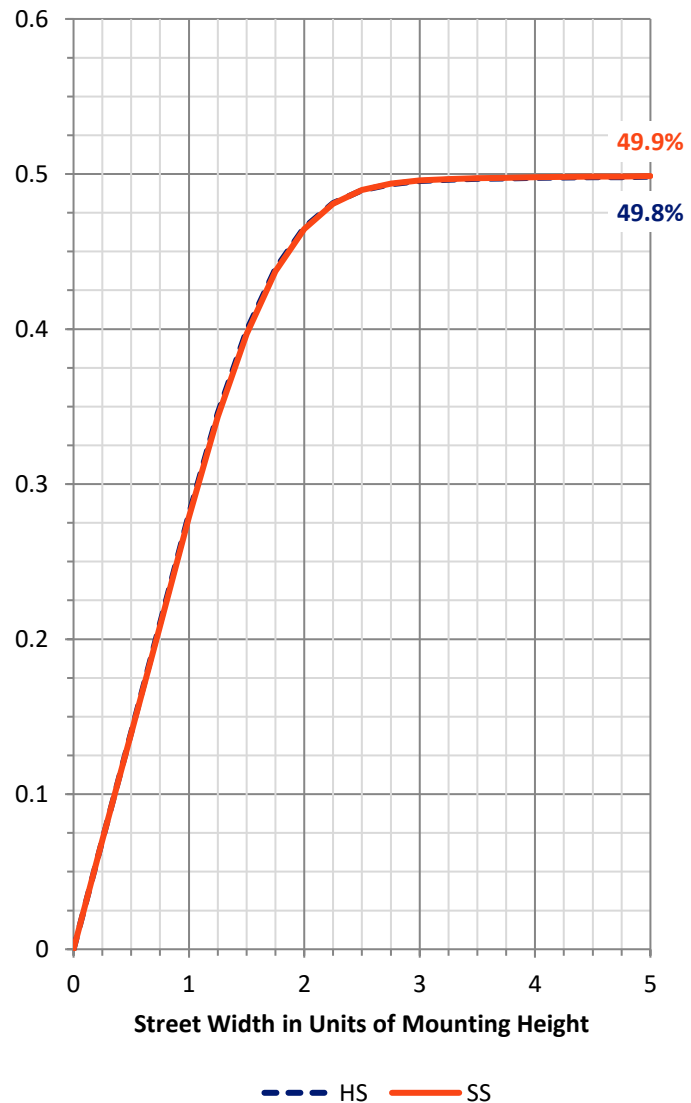
FLUX DISTRIBUTION:

		Downward	Upward	Total
House Side	Lumens	16798.0	0.0	16798.0
	% Fixture	50.0	0.0	50.0
Street Side	Lumens	16798.0	0.0	16798.0
	% Fixture	50.0	0.0	50.0
Total	Lumens	33596.0	0.0	33596.0
	% Fixture	100.0	0.0	100.0

Coefficient of Utilization

ZONAL LUMENS:

Zone	Lumens	% Fixture
0°-10°	220.9	0.7
10°-20°	723.9	2.2
20°-30°	1544.7	4.6
30°-40°	3364.4	10.0
40°-50°	6506.2	19.4
50°-60°	10332.0	30.8
60°-70°	9317.3	27.7
70°-80°	1458.4	4.3
80°-90°	128.2	0.4
90°-100°	0.0	0.0
100°-110°	0.0	0.0
110°-120°	0.0	0.0
120°-130°	0.0	0.0
130°-140°	0.0	0.0
140°-150°	0.0	0.0
150°-160°	0.0	0.0
160°-170°	0.0	0.0
170°-180°	0.0	0.0
0°-90°	33596.0	100.0
0°-180°	33596.0	100.0



REPORT NUMBER: P232759

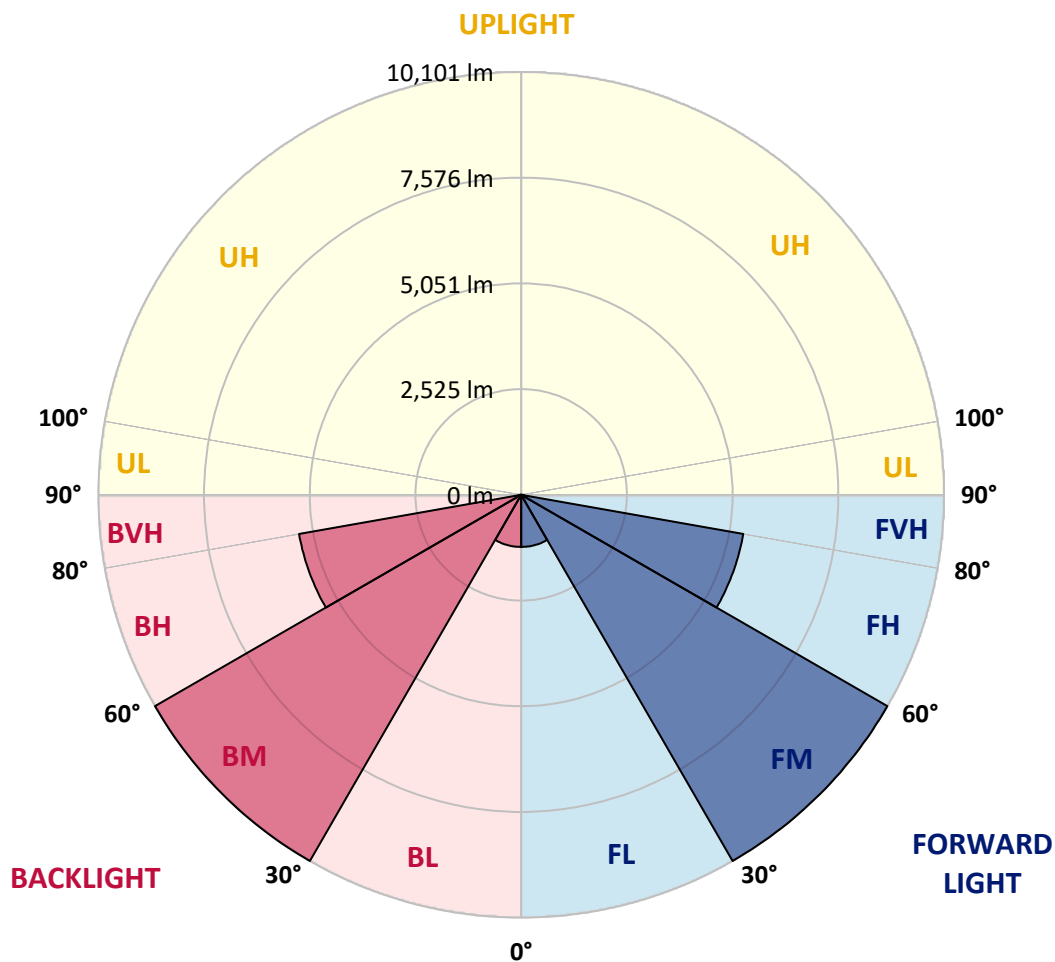
CATALOG NUMBER: CST-6-3-D-U-T5N-7030

LUMINAIRE CLASSIFICATION SYSTEM LUMEN TABLE AND BUG RATING:

Zone	Lumens	% Fixture	Zone Rating/Lumen Limit		
			B	U	G
FL (0°-30°)	1244.8	3.7			
FM (30°-60°)	10101.3	30.1			
FH (60°-80°)	5387.8	16.0			G3/7500
FVH (80°-90°)	64.1	0.2			G1/100
BL (0°-30°)	1244.8	3.7	B3/2500		
BM (30°-60°)	10101.3	30.1	B5		
BH (60°-80°)	5387.8	16.0	B5		G3/7500
BVH (80°-90°)	64.1	0.2			G1/100
UL (90°-100°)	0.0	0.0		U0/0	
UH (100°-180°)	0.0	0.0		U0/0	

BUG Rating: B5-U0-G3

Type V Short





REPORT NUMBER: P232759

CATALOG NUMBER: CST-6-3-D-U-T5N-7030

CANDELA DISTRIBUTION (FULL):

	0°	5°	15°	25°	35°	45°	55°	65°	75°	85°	90°
0°	2261.5	2261.5	2261.5	2261.5	2261.5	2261.5	2261.5	2261.5	2261.5	2261.5	2261.5
2.5°	2277.1	2272.2	2276.1	2279.0	2245.0	2253.7	2252.8	2276.1	2271.2	2281.9	2287.8
5°	2292.6	2284.9	2289.7	2297.5	2265.4	2277.1	2277.1	2298.5	2290.7	2301.4	2312.1
7.5°	2320.9	2313.1	2318.9	2328.7	2298.5	2311.1	2312.1	2337.4	2326.7	2335.5	2352.0
10°	2367.6	2362.7	2364.7	2373.4	2345.2	2360.8	2360.8	2388.0	2376.3	2386.1	2406.5
12.5°	2422.1	2420.1	2422.1	2433.7	2407.5	2423.0	2423.0	2449.3	2441.5	2453.2	2472.7
15°	2494.1	2492.1	2493.1	2508.7	2487.3	2501.9	2504.8	2532.0	2530.1	2542.7	2560.3
17.5°	2596.3	2596.3	2595.3	2608.9	2595.3	2609.9	2615.7	2644.9	2656.6	2672.2	2682.9
20°	2752.0	2743.2	2738.3	2745.1	2734.4	2750.0	2759.7	2807.4	2826.9	2851.2	2860.0
22.5°	2955.3	2943.7	2928.1	2921.3	2906.7	2927.1	2946.6	3014.7	3042.9	3082.8	3092.5
25°	3235.6	3216.1	3186.9	3159.7	3126.6	3155.8	3191.8	3285.2	3343.6	3396.2	3403.9
27.5°	3619.0	3589.8	3545.0	3492.5	3434.1	3470.1	3522.7	3658.9	3738.7	3822.4	3835.0
30°	4113.3	4108.5	4038.4	3945.0	3867.1	3887.6	3952.8	4121.1	4247.6	4334.2	4358.6
32.5°	4773.1	4768.2	4650.5	4492.9	4381.9	4395.5	4455.9	4642.7	4800.4	4941.5	4946.3
35°	5559.4	5543.8	5378.4	5160.4	4982.3	4966.8	5026.1	5212.0	5427.0	5591.5	5608.0
37.5°	6457.6	6432.3	6241.5	5911.6	5636.3	5572.0	5613.9	5847.4	6096.5	6282.4	6300.9
40°	7337.3	7317.8	7105.7	6796.2	6393.3	6230.8	6233.7	6532.5	6805.9	6978.2	7016.1
42.5°	8184.8	8200.4	7997.0	7681.7	7260.4	6970.4	6974.3	7264.3	7547.4	7726.5	7776.1
45°	9054.8	9041.2	8850.4	8579.9	8191.6	7870.5	7761.5	8051.5	8332.7	8479.7	8533.2
47.5°	9767.1	9742.8	9614.3	9471.3	9183.2	8867.0	8675.3	8876.7	9070.4	9169.6	9224.1
50°	10388.0	10368.5	10355.8	10295.5	10231.3	10026.9	9711.6	9699.0	9740.8	9762.2	9811.9
52.5°	10913.4	10912.5	10980.6	11128.5	11287.1	11358.1	10812.2	10459.0	10315.0	10208.9	10227.4
55°	11309.5	11304.6	11498.3	11894.3	12454.8	12776.0	11970.2	11116.8	10737.3	10532.0	10530.0
57.5°	11512.9	11521.6	11914.8	12631.9	13671.2	14109.1	13083.5	11721.1	11071.1	10758.7	10754.8
60°	10975.7	11012.7	11783.4	13089.3	14746.5	15318.7	13995.3	11846.6	10709.1	10184.6	10171.0
61°	10393.8	10532.9	11261.8	12985.2	15087.1	15578.5	14039.1	11535.3	10175.8	9596.8	9584.2
62.5°	9114.2	9244.6	10359.7	12725.4	15063.8	15306.1	13790.0	10975.7	9338.9	8693.8	8667.5
65°	6613.3	6767.0	7967.8	11274.5	13693.6	13549.6	12543.4	9691.2	7831.6	7105.7	7072.6
67.5°	3325.1	3521.7	4869.4	8181.9	11125.6	11399.0	10709.1	7673.0	5550.6	4191.2	4187.3
70°	859.3	942.9	1755.5	4303.1	8023.3	8928.3	8165.4	4445.2	2158.4	1302.0	1221.3
72.5°	240.4	252.0	476.8	1567.7	4562.9	5981.7	4426.7	1554.1	486.6	277.3	254.0
75°	169.3	172.2	189.8	397.0	1723.4	2791.9	1426.6	335.7	194.6	183.9	183.9
77.5°	150.8	152.8	164.5	214.1	361.0	627.7	273.4	217.0	171.3	165.4	163.5
80°	159.6	161.5	168.3	207.3	212.1	225.8	189.8	187.8	170.3	174.2	172.2
82.5°	171.3	175.2	183.9	212.1	182.0	182.9	155.7	154.7	150.8	171.3	172.2
85°	151.8	158.6	165.4	185.9	149.9	122.6	127.5	101.2	108.0	128.5	123.6
87.5°	84.7	83.7	80.8	84.7	75.9	61.3	51.6	46.7	42.8	48.7	47.7
90°	0.0	0.0	0.0	0.0	0.0	0.0	0.0	0.0	0.0	0.0	0.0

(END OF REPORT)